





NEWSLETTER


Email: www.stjamesceprimary.co.uk


Twitter: @StJamesCEsth


Journeying Together to Live, Learn and Laugh with the Love of God


 **Joyful Readers**


 **Opportunities to Build Upon Knowledge and Skills**

 **Understanding of British and Christian Values**

 **Resilience and Perseverance**

 **Nurture Curiosity**

 **Encourage Articulate Learners**

 **Your Wellbeing and Health**

2024-2025 Issue Number 5 Friday 11th October 2024

**OUR VALUE THIS
HALF TERM IS:
GENEROSITY**

This week at St James

We started the week with a fantastic fencing assembly where the children had the chance to learn all about this fun and unique sport. We're thrilled to announce that our new Fencing Club will be launching after half-term – it's going to be so much fun! Our Young Carers also had a special meeting with Miss Barratt on Monday, giving them time to share and connect.

On Tuesday, Mr. C worked with Year 5 to create some amazing artwork—we can't wait to see their masterpieces! Year 5 also led a beautiful Harvest service, reminding us all about the importance of thankfulness and generosity. Meanwhile, some of our Year 6 pupils attended an Open Day at Byrchall High School. A quick reminder to Year 6 parents: high school applications are due at the end of this month, so please make sure they're submitted soon!

Wednesday was all about important life lessons as Year 5 and Year 6 participated in Debt Awareness sessions, learning how to manage money. We also had a special visitor—footballer Gavin Massey who came to speak to us about his career and his football journey and love of school.

Thursday was extra special as Year 6 wowed us with their incredibly moving Class Assembly about the Holocaust! We also wore yellow in support of World Mental Health Day, spreading kindness and positivity throughout the school.

Today, we cheered on some of our Year 3 children who took part in a football tournament—well done to everyone who participated!

Looking ahead to next week, we are excited for Safety Week! The children will have visits from the police and fire brigade to learn all about staying safe in different situations. We also have our SIAMS inspection next Thursday, which will give us the chance to reflect on how our school's Christian values help our whole community grow and flourish.

We wish you all a wonderful weekend and look forward to another exciting week ahead as we journey together to live, learn, and laugh with the love of God.

Mrs Briers



School Matters!



Attend Today, Achieve Tomorrow

Attendance Updates

We need to try really hard each and every week to make sure every year group is beating our **97% target**—this will help us to succeed!

Our Whole School attendance to date is 95.5%

The class with the highest attendance this week, and the winner of the virtual £5 is Year 1.

There were 142 pupils with perfect attendance this week. Can we beat this next week?

Weekly Attendance	
Whole School	96.1%
Reception	96.7%
Year 1	98.2%
Year 2	95.5%
Year 3	95.7%
Year 4	96.1%
Year 5	93.5%
Year 6	97%



Term Dates

2024-2025

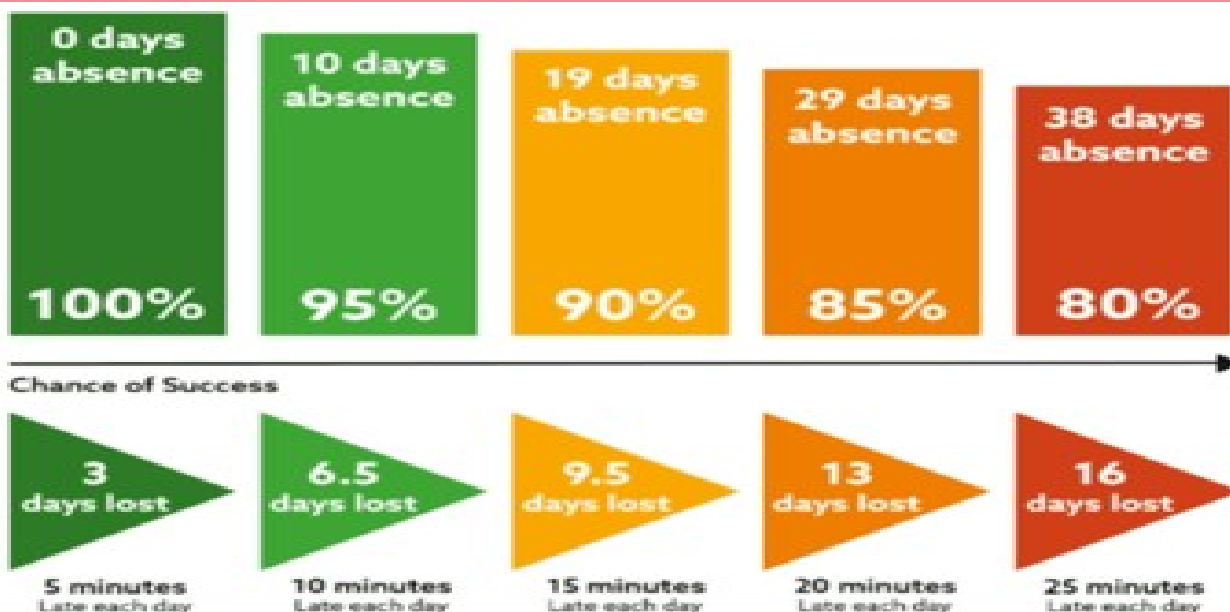
Autumn Term		Days
Wednesday 4 th September 2024	Friday 18 th October 2024	33
Monday 4 th November 2024	Thursday 19 th December 2024	34
Spring Term		Days
Monday 6 th January 2025	Friday 14 th February 2025	30
Monday 24 th February 2025	Wednesday 9 th April 2025	33
Summer Term		Days
Tuesday 22 nd April 2025	Friday 23 rd May 2025	23
Monday 2 nd June 2025	Tuesday 22 nd July 2025	37
		190

Attendance Steps to Success:



LDST
Liverpool Diocesan Schools Trust

- ★ Ring the school office as soon as possible to explain any absence.
- ★ Be on time! Remember that gates close at 8:50am. Any absence after 9:20am is unauthorised.
- ★ Provide evidence for any medical appointments.
- ★ Speak to a member of the attendance team if you need support with your child's attendance - we are here to help!
- ★ Read any information and letters (including the newsletter) carefully.



Keeping children safe is everyone's responsibility



Safeguarding Tip of the Week

Welcome to our series of safeguarding tips, designed to help keep our children safe and supported.

At our school, staff are trained to handle sensitive information with the utmost care, especially when a child discloses abuse. All staff receive regular training on safeguarding procedures, ensuring they know how to listen calmly and supportively, without asking leading questions or making promises they can't keep. They understand the importance of reporting any disclosure immediately to the designated safeguarding lead, Mrs Briers, or one of the deputy designated safeguarding leads who takes the appropriate steps to protect the child.

Our priority is to create a safe and supportive environment where children feel comfortable sharing concerns, knowing they will be taken seriously and treated with respect.

Together, we can create a safe environment for all pupils. For more information, please contact a member of the Safeguarding Team.



**National
Online
Safety**

Online Safety Tip of the Week

10 Top Tips for Fire Safety

A Home Office study has found that approximately 350 children are injured in accidental fires every year. Naturally, this highlights the importance of educating young people on fire safety – ensuring they're aware of what precautions they can take to keep themselves protected around flammable materials and naked flames.

It can be difficult to know where to start when teaching children and young people about this potentially life-saving topic. This week's guide offers expert advice on how to educate those in your care about fire safety. It breaks down the steps you can take to protect youngsters in common situations – from bonfire night, to lighting a few scented candles.

10 Top Tips for Parents and Educators TEACHING CHILDREN FIRE SAFETY

Fire safety is especially important around Bonfire Night, as fireworks, bonfires and sparklers add extra risks for families and young children. Every year in the UK, thousands of accidents occur due to improper handling of fireworks and neglecting fire safety measures. This guide offers practical tips for keeping children safe when handling everything from fireworks to space heaters.

1 BONFIRE NIGHT AWARENESS



Bonfire Night is exciting, but it comes with several inherent risks. Educate children about the dangers of fireworks and open flames. Teach them that only adults should handle fireworks and that bonfires should never be approached. Keep children at a safe distance (at least five metres away) from bonfires and explain why supervision is crucial during these events.

2 SUPERVISE FIREWORK USE



Fireworks should only be handled by responsible adults who are following UK laws and guidelines. Make sure to buy fireworks that meet British Standards and adhere to all instructions that come with them. Keep children a suitable distance from any firework activity and designate an adult to supervise the event. Ensure no one goes near fireworks after they've been lit.

3 SPARKLER SAFETY

Sparklers are often captivating for little ones, but they can burn at extremely high temperatures – over 1,000 °C! Only allow children over the age of five to use sparklers, and make sure they wear gloves. Teach them to hold sparklers at arm's length and never wave them near others. Once a sparkler has burned out, extinguish it fully in a bucket of water – which you should prepare beforehand and always keep nearby.

4 ORGANISED DISPLAYS ARE SAFER



If possible, families should attend an organised fireworks display rather than holding one at home. These tend to be far safer as they're run by professionals adhering to strict safety regulations. Organised displays also provide a controlled environment where children can enjoy the event from a safe distance, reducing the risk of accidents.

5 KEEP FIREWORKS AWAY FROM THE HOME



If you are hosting your own fireworks display, set them off well away from homes, sheds or fences to avoid starting accidental fires. Choose a wide-open space with no flammable materials nearby and keep a means of putting out fires to hand in case of emergency – such as a bucket of water, a hose or a fire extinguisher. Afterwards, ensure that all fireworks are fully extinguished and never attempt to relight one if it doesn't go off.

6 BONFIRE SAFETY



If you're building a bonfire, place it well away from trees, buildings, fences or anything else flammable. Make sure it's structurally sound and not at risk of collapsing. Only burn natural materials like wood and leaves, avoiding petrol or other accelerants. Children should be kept far away from the bonfire, and it should always be supervised by adults. Be sure to fully extinguish the bonfire before you leave it.

7 "STOP, DROP AND ROLL"



Ensure that children know what to do if their clothing catches fire. Teach them the simple "stop, drop and roll" technique, which can quickly extinguish flames. Practice this with them before events like Bonfire Night, so they feel confident if the need to use it arises. It can also be helpful to keep another means of putting out these kinds of fires on standby, just in case. An extinguisher or flame-retardant blanket are both sound choices.

8 SECURE CANDLES AND OPEN FLAMES



Beyond Bonfire Night, everyday fire safety is also crucial. Candles can be a common fire hazard, especially in homes with young children. Teach children not to touch any open flames, and ensure candles are placed in sturdy holders away from combustible materials. Never leave candles, incense burners or other such items unattended, and always extinguish them fully before leaving a room or going to bed.

9 EDUCATE ABOUT FIREWORKS HAZARDS

Make sure children understand the dangers of playing with fire or fireworks, and how to handle such things responsibly. Emphasise that fireworks are not toys and can cause serious injuries when improperly used. Demonstrate the importance of treating fire with respect and the consequences of misuse, which can help temper any curiosity and any resultant dangerous behaviour.

10 FIRST AID FOR BURNS



Even if you have the best possible precautions in place, accidents can still happen. Keep a first aid kit on hand. Ensure you know how to apply basic first aid to burns, so you can teach children those techniques too. If someone suffers a burn, run it under cool water for 20–30 minutes. Never use creams or ointments, as these retain heat and can cause further damage. Instead, seek medical help if the burn is serious.

Meet Our Expert

James Whelan is an experienced health and safety expert who is a Chartered Member of the Institution of Occupational Safety and Health. He provides services to educational settings and many other industries, helping them to maintain a safe working environment.



The National College®

Source: See full reference list on guide page at: <https://nationalcollege.com/guides/fire-safety>

@wake_up_weds

/www.thenationalcollege

@wake.up.wednesday

@wake.up.weds

Users of this guide do so at their own discretion. No liability is entered into. Current as of the date of release: 09.10.2024



Spirituality Spotlight

As a school community we want to be:

**“Journeying together to Live,
Learn and Laugh with the Love of
God”**

DO
EVERYTHING
in love
1 CORINTHIANS 16:14

Miss Barratt's favourite bible verse is:



*Christ died for sins, once for all, the righteous
for the unrighteousness, to bring you to God.
Peter 3:18*

Miss Barratt says:



*This verse reminds me that Jesus died to swap places with
me.
He died for our sin (when we say, 'Shove off God, I'm in
charge, No to your rule')
So that we could have his righteousness and be God's friend
forever.*



Joyful Readers

"And we are writing these things so that our joy may be complete."

[1 John 1:4]

Well done to this weeks Headteacher's award

winners who have lived our Journey driver of being a 'Joyful Reader'.

RECEPTION	Charlotte Comber
YEAR 1	Ellie Chafer
YEAR 2	Emily Gartside
YEAR 3	George Braithwaite
YEAR 4	Isobel McCue
YEAR 5	Donnie Bridge
YEAR 6	Ruby Overall

THANK YOU
FOR YOUR
SUPPORT

PE Days

Monday	Year 3
Tuesday	Year 1 , Year 2 and Year 4
Wednesday	Reception Year 5 and Year 6
Thursday	Year 5 and Year 6
Friday	Year 1 , Year 2 and Year 3

Clubs

We are running the following after school clubs next half term.

- **Monday (8am)**-Fencing with Coach Phil (see letter sent)
- **Tuesday**-Golf for Y3 and Y4 with Mr Moon and Mr Ratcliffe
- **Wednesday**-Lego Club for Y1, Y2 and Y3 with Miss Hunter
- **Thursday**- Multi skills for Y1 and Y2 with the Sports Coach

If your child is in Y2, you may receive a letter inviting them to attend a Reading Booster Club.

Whole School events Autumn 1



Date	Event
14/10/24	Safety Week
15/10/24	Year 6 - Bike Right
16/10/24	Year 6 - Bike Right
16/10/24	Fire brigade visit
17/10/24	Year 6 Bike Right
17/10/24	Reception St James' the Great
18/10/24	School Closes for half term 3.20pm

THANK YOU
FOR YOUR
SUPPORT



Open Days

Reception 2025

St James CE Primary School

Are you a parent or a carer with children starting school in September 2025 and beyond?

If so, come and see St James Church of England Primary School in Haydock, St Helens. We are a distinctly Christian one form entry school offering an excellent curriculum, a nurturing approach and wide ranging activities and opportunities for all of our children. We were judged to be **'GOOD'** in 2023 by Ofsted.

You will have the chance to see our beautiful school environment and meet some of our amazing staff. Please telephone the school office on 01744 678545 or email stjameshaydock@ldst.org.uk to book onto your preferred date.

Also visit our X page @StJamesCEsth and school website:

<https://www.stjamesceprimary.co.uk/>

Dates

**Wednesday 6th November -
4:30pm**

**Thursday 7th November—
4:30pm**



Journeying Together to Live, Learn and Laugh with the Love of God.

THANK YOU
FOR YOUR
SUPPORT



APPLYING FOR A PRIMARY SCHOOL PLACE FOR SEPTEMBER 2025

If your child turns 4 between 1 September 2024 and 31 August 2025, he or she will transfer to primary school in September 2025. From Monday 16 September the website www.sthelens.gov.uk/admissions is open for parents who wish to apply online.

You will be notified on 16 April 2025 confirming your child's school place.

The closing date for you to submit your application is 15 January 2025.

APPLYING FOR A SECONDARY SCHOOL PLACE FOR SEPTEMBER 2025

If your child turns 11 between 1 September 2024 and 31 August 2025, he or she will transfer to secondary school in September 2025. From Monday 2 September the website www.sthelens.gov.uk/admissions is open for parents who wish to apply online.

You will be notified on 3 March 2025 confirming your child's school place.

The closing date for you to submit your application is 31 October 2024.

Coming Soon!



Love Learning Childcare

We will be offering both Funded and Non Funded places, for children aged 12 Months – 4 Years Old.

Holiday Club!
Children Aged 2 – 11 Years.

Opening Hours

7.30am – 6.00pm

123



Contact Information:
Lisa.lovelearning79@gmail.com

07749873295

Journeying Together to Live, Learn and Laugh with the Love of God.



St Helens Carers Centre is an independent registered Charity (1089663) that supports unpaid carers looking after someone who lives in the St Helens area.

The centre aim to support both Young and Adult Carers to recognise their own needs, have their voices heard, help with their physical and mental well being and ensure they are fully understood, valued and supported in their caring role. For more information visit:

<https://www.sthelenscarers.info>

Friends – Play for Disabled Children

Friends-Play for Disabled Children are a registered charity supporting families in St Helens and the surrounding areas. The charity was set up in October 2012 by two parents with disabled children.

The charity aims to bring families of disabled children in St Helens & the surrounding area together to play through events, trips, days out and to provide a support network for those families to help prevent isolation.

For more information visit:

<https://friendsplay.org.uk>



CARERS CARD UK

A national carer card and app that supports you when caring for someone. The card is for anyone that looks after someone that needs help and support. It provides reassurance by including your Emergency Contact details (ICE), whilst unlocking Discounts, Wellbeing Hub, our Carer Circle tool, and so much more through our app. For more information visit:

<https://www.carerscarduk.co.uk>



TUESDAY 5TH NOVEMBER

LIGHT NIGHT PARTY

14:00 TO 15:15

This will take place during school time!

Own clothes to be worn for the day.

Bright, sparkly clothing encouraged!

For a £1.50 contribution, children will take part in games, crafts and snacks will be provided.

They will then leave for home at the usual time at the usual collection point.



LFC WOMEN AT
ANFIELD

Bring your school, grassroots team, or community club along to witness the Anfield atmosphere. Enjoy a thrilling day filled with pre-match entertainment that's fun for the entire family. Be part of something special and create memories that will last a lifetime.



VS



Sunday 13th October KO 3pm, Anfield Stadium
Tickets just £4 Juniors and £10 Adults
£2.80 Juniors and £7 Adults

30% off use code: **LOCALSCHOOLS30**



Journeying Together to Live, Learn and Laugh with the Love of God.

IN OTHER NEWS

FOOTBALL CAMP



Steve's October - November football camp is designed for beginners who are just starting out right the way to more experience players who are already in a team. Great way to make new friends.

- Skills & ball techniques
- Confidence building
- Penalty shootout
- Fun games & matches
- Shin pads & water essential
- Packed Lunch required



31ST October
Ages 6 - 9yrs | 10.00am - 1.00pm

1ST November
Ages 10 - 13yrs | 10.30am - 1.30pm

DBS ENHANCED

For more information contact Steve Pagendam on 07492091999 or on Facebook Steven Pagendam

**Thatto Heath
Barn WA95JA**



SPOOKTACULAR!

TECH ~~OCTOBER~~ HALF TERM CLUB



Leading the way in providing tech-based activities that are both inspirational and educational!

ST HELENS

Rainford High School
Higher Lane, Rainford, WA11 8NY

30th & 31st October
Wednesday & Thursday

9am-3pm
half days available



Providing fun, educational activities-
Wednesday- Digital Game Design & Minecraft
Thursday- Lego Robotics & Minecraft

BOOK! Visit the link or scan the code-
bolton.computerexplorers.co.uk



@CompXBolton

IN OTHER NEWS

FOOTBALL SHARKS 2 DAY HALLOWEEN SOCCER SCHOOL Monday and Tuesday (28th and 29th October)



- 📅 09:30 drop off - 14:30 collection ☠️
- 📍 Sutton leisure centre 3G Astro
- ⚽ Ages 5 - 13 Boys & Girls welcome
- 💎 Fully qualified and experienced coaches
- 🏆 Medals and certificates on final day



Billy Flynn
07710434186



Football_Sharks_

"At Football Sharks soccer schools, your child isn't just here to kick a football around a pitch and our coaches aren't just here to babysit. Your child will be coached by our top class, highly experienced and well qualified football coaches and I can guarantee they will go away from the soccer school having learned things, gained confidence and had as much fun possible at the same time! Yes we care about your child having fun and keeping active, but we thrive on also helping your child develop as a footballer and also as a person"

Breakfast with Santa!

£10
Per Child

Price Includes:

- Fun Festive Breakfast!
- Visit to Santa in his Grotto,
- Gift from Santa!

Location:
St James Church,
Haydock,

Suitable for Children aged 2-11 Years

Saturday 14th December
10am – 11.30



AUTUMN

FOOTBALL

CAMP



MONDAY
28TH OCT
↓
FRIDAY
1ST NOV

9AM - 3:30PM
AGES 5 - 13
£20 DAY / £80 WEEK

ST JOHN VIANNEY CATHOLIC PRIMARY SCHOOL, ST HELENS, WA9 5BT

 **07830 314782**  **EF92SOCCER@GMAIL.COM**  **EF92 ACADEMY**  **EF92ACADEMY**

The contents of this e-mail, and any attachments are confidential to the intended recipient and may be privileged. If you are not the intended recipient please do not

Journeying Together to Live, Learn and Laugh with the Love of God.