



Accelerated Reader: A Guide for Parents



Accelerated Reader: A Guide for Parents

Your child is taking part in the **Accelerated Reader** programme, which is designed to do the following things:

- Find books that are the right ability for your child
- Encourage your child to read more
- Improve your child's reading ability.



How it works...

At the start of the year, every child took a **Star Test**, which is a computer-based test that measures a student's reading ability through a series of 34 questions.



Every test, for every student is different, and the computer selects different questions for each student dependent on how well they answer the previous questions. Essentially, the computer adapts the test to suit your son or daughter.

Once the student has completed the test, they are then given a **ZPD score** by their teacher.

A ZPD score is given to your child after completing the STAR test

3.2 – 4.6



Lowest
number



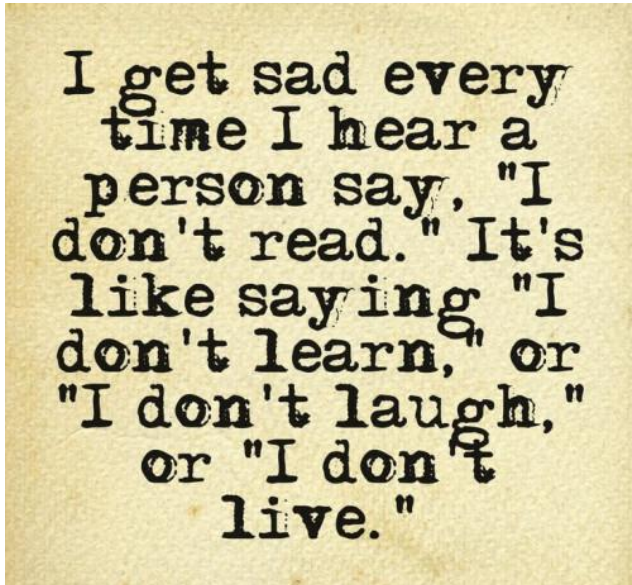
Highest
number

ZPD is two numbers that the student uses to choose their next reading book.

The lowest number is the lowest level of book the student should be choosing.

The highest number is the highest level of book the student should be choosing.

A new STAR test takes place every term, so students can see improvements in their reading ability, but also choose more challenging books.



All the AR books in the LRC are colour-coded to help the student find the right one.



0.0 to 1.9



6 and above



2 to 2.9



3 to 3.9




4 to 4.9

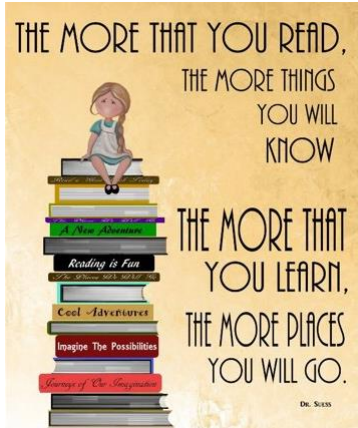


5 to 5.9

Students should only choose books within their numbers and the colours make it easier for them to choose the right book.



AR Quizzes




A quiz is different to a STAR test because children only take a quiz **after** they have *finished* a book. **They can only quiz in school.**

There are usually about 10 questions on the book that has been read. At the end of the quiz, the children are given a percentage to show them how well they have done.


There are some important rules for taking quizzes:

- 1) The book that they quiz on must have been read-ideally within the last couple of days. AR is not a memory test but rather measuring reading ability.
- 2) A child cannot take a quiz until they have read the entire text.
- 3) Quizzes must be done individually, not with anyone's help.
- 4) They can only be done in school.



“How much should my child read each day?”

- According to Renaissance Learning’s research, children who read at least 20 minutes a day with a 90% comprehension rate on AR quizzes see the greatest gains.



“How can I help?”

- As with anything, performance improves with practice.
- Encourage your child to read at home.
- Create a culture of reading in your household by reading with your child, starting a home library, visiting your local library, charity shop or bookshop on a regular basis and by letting your child see you reading.
- When reading with your child, stop and ask questions to be sure your child comprehends what they have read and in general make a habit of discussing books that each of you has read.