

## Knowledge Organiser

Year 2

Design Technology Autumn 2



St James' CE Primary School


"Learn, Laugh and Live with the love of God"

### Core learning:


- A decoration is an item you put on something else to make it look more attractive. At Christmas some people put decorations on a Christmas tree. They can be made from different materials and in lots of different styles.



- A design is a drawing of your idea, showing how you want it to look. Designers draw their designs before they make anything.
- A template is a paper or cardboard shape that you mark around so that you know where to cut out.



- This stitch is called running stitch.



### Key Vocabulary:

**Template-** a paper or cardboard shape that you use to mark out the area for cutting.

**Pattern-** a range of marks or colours that are used for decoration.

**Fabric**


**Material-** the different things you will use to construct your item (fabric, thread, sequins etc.)

**Stitch**

**Needle**

**Thread**

- You thread a sewing needle by putting the end of the thread through the hole in the end of the needle.



- You can decorate fabric in lots of ways including using glitter, sequins and fabric paints.

