

Remote Learning Timetable Sunflower/ Hydrangea

Class Email

Hydrangea: stjameshaydock-hydrangea@ldst.org.uk

Sunflower: stjameshaydock-sunflower@ldst.org.uk

Class Phone

01744 678545. Then press Number 9 to speak to Mrs Risley/ Miss Davenport

Time	Lesson	Details
9:00am – 9:15am	Teams Meeting	Microsoft Teams meeting Join on your computer or mobile app Click here to join the meeting
9.15am – 10am	Morning maths	Look at the menu below and complete the daily activity in the time given. Use the menu below and click on the link.
10.15am – 11.15am	English lesson	Look at the menu below and complete the daily activity in the time given. Use the menu below and click on the link.
11.15am – 11.45am	Grammar lesson	Daily Lessons – see the menu below.
Break		
11.45am – 12.15 pm	Reading	Use the Menu below to and click on the link. Work through the lessons each day.
Lunchtime		
1.15 – 1.45pm	Spelling	Look at the menu below. Daily tasks set.
1.45 – 2.45pm	Teacher input (Latin, Science, RE, Computing, PSHE, Music)	<i>Use the menu and click on the link to Monday – Science (part 1) Tuesday – RE Wednesday – Computing (part 1) Thursday - Latin Friday – PSHE</i>
2.45 – 3.10pm	Teacher input (Latin, Science, RE, Computing, PSHE, Music)	<i>Monday - Music Tuesday – PE Wednesday - PE Thursday- Computing Friday – Mental Health Week Celebration</i>
3:10 – 3:30pm	Reading	MyOn - Look at the assigned projects. Read and complete set tasks. When your weekly project is finished, choose a text to read.
Email your completed work each day to your class email above, feedback will be given in a timely manner, this may be through a phone conversation or via email.		

Home Learning online work

Children will be provided with an exercise book which will allow them to record quiz scores and engagement in tasks. This should be returned to school on the first day after isolation. This will enable the class teacher to monitor achievement during the period of isolation.

Date: **WB 01.02.21** Class: **Y5/6 Hydrangea/Sunflower**


Subject	Requirement	Links	Resources
Mathematics	<p>Complete Oaks Academy Lessons – Fractions and Percentages</p> <p>Angles</p>	<p>Monday – Multiplying a fraction by a whole number. https://teachers.thenational.academy/lessons/multiply-a-fraction-by-a-whole-number-cgup2t</p> <p>Tuesday – Fractions of quantities https://teachers.thenational.academy/lessons/fractions-of-quantities-1-6wuk6r</p> <p>Wednesday – Understanding Percentages https://teachers.thenational.academy/lessons/understanding-percentage-6gvpad</p> <p>Thursday – Angles within a shape https://teachers.thenational.academy/lessons/angles-within-a-shape-chjpar</p> <p>Friday – Ordering Angles https://teachers.thenational.academy/lessons/compare-and-order-acute-obtuse-and-reflex-angles-6dhk6d</p>	<p>Write your response in a Word document or on paper. Pencil.</p>
English	<p>Loom link, website links and PurpleMash for any worksheets</p>	<p>Monday Listen to Miss Davenport talk through the lesson on loom. https://www.loom.com/share/2bcc6184ae1e42c6bdea6405160e1c56</p> <p>Text – Magazine article to read for lesson 1. https://sn3.scholastic.com/etc/classroom-magazines/reader.html?id=14-090219 Worksheet for lesson 1. https://www.purplemash.com/</p> <p>Tuesday Listen to Miss Davenport talk through the lesson on loom.</p>	<p>Record your daily work on a Word document.</p>



		<p>https://www.loom.com/share/ef7e77d13165424694566ccc177c390b</p> <p>Text – Magazine article to read for lesson 2. https://dynamath.scholastic.com/etc/classroom-magazines/reader.html?id=4-090119</p> <p>Wednesday Listen to Miss Davenport talk through the lesson on loom. https://www.loom.com/share/e7ef1025be734923b2de8646ddd6eedd</p> <p>Text – Magazine article to read. https://sn3.scholastic.com/etc/classroom-magazines/reader.html?id=14-090219</p> <p>Thursday Listen to Miss Davenport talk through the lesson on loom. https://www.loom.com/share/39e57f7482e14e789301bba12d42e249</p> <p>Friday Listen to Miss Davenport talk through the lesson on loom. https://www.loom.com/share/8da86313928840d4b1f2bf6f9a4a8007</p> <p>Here are some website you might want to use for your research: https://www.bbc.co.uk/bitesize/topics/zg87xnb</p> <p>https://www.britishmuseum.org/learn/schools/ages-7-11/ancient-egypt</p> <p>https://www.natgeokids.com/uk/discover/history/egypt/ten-facts-about-ancient-egypt/</p>	
Grammar	Oakes Academy	<p>Monday – Relative Clauses https://teachers.thenational.academy/lessons/to-explore-relative-clauses-6xjp4c</p> <p>In this lesson, we will review all the sentence types and then discuss that sentences with relative clauses are a type of complex sentence. We discuss how to use a relative</p>	Record any activities in a Word document.

	<p>BBC Bitesize</p> <p>Purple Mash</p>	<p>clause (in the middle or at the end of a sentence) and what the relative pronouns are. The pupils have a chance to practise writing their own relative clauses at the end.</p> <p>Tuesday – Relative Clauses (Part 2) https://teachers.thenational.academy/lessons/to-develop-knowledge-of-relative-clauses-6mu6ae In this lesson, we will learn about complex sentences and relative clauses.</p> <p>Wednesday – Commas in a Sentence https://www.bbc.co.uk/bitesize/topics/zvwwxnb/articles/zc773k7</p> <p>Thursday – Semi-colon https://www.bbc.co.uk/bitesize/topics/zvwwxnb/articles/zshfdxs</p> <p>Friday https://www.purplemash.com/#app/texttoolkit/activities/text tool kit magic school https://www.purplemash.com/#app/texttoolkit/activities/text tool kit george misbehaves</p> <p>Play the games.</p>	
Reading	Loom link and PurpleMash for the text.	<p>Monday Reading Text https://www.purplemash.com/sch/stjameschurchofe Listen to the text while Mrs Risley Reads https://www.loom.com/share/771e4abebb3f4cbe8ab0c9f06dc97168 Reading Lesson 1- Peal and Reveal https://www.loom.com/share/698a6e827b064782be46ffb833390c82</p> <p>Tuesday Reading Text – Vocabulary https://www.purplemash.com/sch/stjameschurchofe Reading Lesson - Vocabulary https://www.loom.com/share/c8a7eae316964a0cbad30d9afda7e67a</p> <p>Wednesday</p>	Record your daily work on a Word document.

	MyOn Project	<p>Reading Text - https://www.purplemash.com/sch/stjameschurchofe Reading Lesson 3 -Model and Mirror https://www.loom.com/share/f12a325ceb1a430d821548cf9aa75533</p> <p>Thursday Reading Text - https://www.purplemash.com/sch/stjameschurchofe Reading Lesson 4 -Warm Task Complete the questions to the text. https://www.purplemash.com/sch/stjameschurchofe</p> <p>Friday – Cold Task Code to be given at morning meeting. Please email if you miss the meeting and we can send you the code.</p> <p>There is a project on MyOn for you to complete.</p>	
Spelling	Purple Mash 2Do's	<p>https://www.purplemash.com/sch/stjameschurchofe</p> <p>I have attached this week's spellings to your Purple Mash 2 Do list. There are two different spelling lists – You know which one you usually complete. Monday – Alphabetical your word list. Tuesday – Underline all the vowels in each word. Wednesday – Choose two words to look search the meaning to on your internet browser. Record these in a word document. Thursday – Pyramid 5 words Friday – Ask someone to test you. Record your results in your word document.</p>	Look, Cover, write and check your words daily. Record your daily work on a Word document.
Latin	Purple Mash – Origins of English: Word order vs word endings.	<p>Thursday https://www.loom.com/share/7bbb795d7a8f4c059023b0fb44898996</p> <p>For your fifth Latin lesson this week, I have uploaded a video to support you through the fourth session of our Latin unit (Click the link above). This session has been pre-recorded by Mrs Dixon. The accompanying worksheet has been uploaded to Purple Mash as a PDF. If you have printing facilities, you will be able to print the sheet in advance. However, the</p>	Record your daily work on a Word document.

		worksheet and answers are both displayed clearly on the video so you will be able to work on pen and paper or electronically.	
Computing	Complete Oaks Academy lesson – Webpage Creation	<p>Wednesday - Think before you link. https://teachers.thenational.academy/lessons/think-before-you-link-c9j6at</p> <p>Students will consider the implications of linking to content owned by other people and create hyperlinks on their own websites to link to other people’s work. They will then evaluate the user experience when using their own website and that of another student.</p> <p>Thursday – Different ways to communicate online. https://www.bbc.co.uk/bitesize/topics/zv63d2p/articles/z9r72hv</p> <p>Click on all the links and watch the videos. List all the ways you know you can communicate online. Record them on your daily Word document.</p>	Record your daily work on a Word document.
Science	Complete Oaks Academy lesson on –Reproductive Cycles	<p>Monday – How do you clone a potato? https://teachers.thenational.academy/lessons/how-do-you-clone-a-potato-70uk8c</p> <p>In this lesson, we are going to learn about the differences between sexual and asexual reproduction, particularly in plants. We will also learn about different methods of asexual reproduction in plants, including bulbs, runner plants and tubers. Finally, we will write up an experiment which will test whether you can clone a potato.</p>	Record your daily work on a Word document.

	BBC Bites		
RE	Purple Mash 2Do's – Go through PowerPoint slides and work through the questions and the activities	<p>Tuesday Picture News Starter:</p>  <p>For picture news this week, have a think about this question. Also have a think about why other people might choose to climb. Record your thoughts and notes about this on a piece of paper. Once you have finished, write a short prayer for yourself. This could be about praying to God about pushing and challenging yourself to achieve your best. Think about what you could ask God for to help you with this.</p> <p>Hindu Beliefs – The circle of life https://teachers.thenational.academy/lessons/what-are-hindu-beliefs-about-karma-samsara-and-moksha-61jpat In this lesson, we are going to be learning about the Hindu beliefs of samsara (the cycle of life), karma and Moksha.</p>	Record your daily work on a Word document.
PSHE	Complete Oaks Academy lesson – We are a Jigsaw	<p>Friday – Children's Mental Health week Assembly Dress to Express DAY! Where something you feel expresses you as a person. It might be your favourite colour, football team kit, dancing outfit or comfy clothes. https://classroom.thenational.academy/assemblies</p> <p>Mental Health Week!</p>	Record your daily work on a Word document.

	<p>Weekly debate</p>	<p>Draw your Feelings!</p> <p>https://www.youtube.com/watch?v=STdJ_8ORyE&feature=youtu.be</p> <p>Squiggle Game</p> <p>https://www.youtube.com/watch?v=ozKW1M97JXE&feature=youtu.be</p> <p>Create a poster to express how you and others can stay healthy mentally and physically throughout lockdown. Share your poster with your teacher. Make a short video of you doing something you enjoy doing to keep you healthy throughout lockdown.</p> <p>Mental Health Week Challenge</p> <p>Overcome</p> <p>For this game you will need the pieces of paper you wrote your feelings down on and a bin/ bucket (something you could throw into).</p> <p>Place the bin a few strides away from you, now if you feel you have overcome that feeling you can now screw it up and aim for the aim.</p> <p>You can make this into a timed game and see how long it takes you to get the three paper balls into the bin. Or see how many times you can be successful in one minute.</p> <p>You could also see how far away you can go before you are unsuccessful, start right next to the bin every time you get the paper in the bin take one step back.</p> <p> </p> <p><u>Weekly debate:</u> Click this link to join in with a debate at home. There is a new Debate every Monday and they run for a week. www.homedebateclub.com</p>	
--	----------------------	--	--

PE

PE Weekly Challenges:

ELEPHANT FOOTBALL



Have you ever wondered how Elephant's might play football? Let's try it!

Your arms have now become your trunk, clasping your hands together to join them you can only touch the ball with your trunk. You will have to bend your knees so you can reach the ball on the floor.

Why not try some different football drills but only using your trunk?

Examples:
Dribble around some cones
Set up your own penalty shoot out
Pass the ball to somebody else or against a wall so it rebounds back to you

Don't forget to tweet your efforts and include us in your tweet @StHelensSG





KEEP IT IN THE AIR



Equipment ideas:

- Ball, balloon, toilet roll or rolled up socks

How long can you keep your object in the air with only one touch each time?

You can use any body part to keep your object off the floor. Make it more challenging by changing the body part each time you touch the object!

Don't forget to tweet your efforts and include us in your tweet @StHelensSG





Have a go at these challenges. Don't forget to send videos of you completing the challenges so that we can pick a remote learning effort winner!

Tuesday – An Introduction to running, jumping and throwing.

<https://classroom.thenational.academy/lessons/an-introduction-to-running-jumping-and-throwing-cgvkqc>

Manage Frustration

<https://family.gonoodle.com/activities/manage-frustration>

Wednesday – Premier Rugby Live Event 10am

Here is the link to the Live lessons. We will be starting with lesson 5.

Learning with us: Part Five

	GoNoodle	<p>https://www.premiershiprugby.com/community/learnwithus/ You can also watch the video later or access it through the link below. https://www.youtube.com/user/PremiershipRugby</p> <p>Friday _ Mental Health Week Celebration Starter https://family.gonoodle.com/activities/get-energized</p> <p>High Velocity – Fresh Start https://family.gonoodle.com/activities/high-velocity</p>	
Music	Oakes Academy	<p>Monday _ Reading Simple Rhythm https://teachers.thenational.academy/lessons/reading-simple-rhythms-c5h3ad</p> <p>In this lesson, we will be exploring a new note and reading more simple rhythms.</p>	Record your daily work on a Word document.